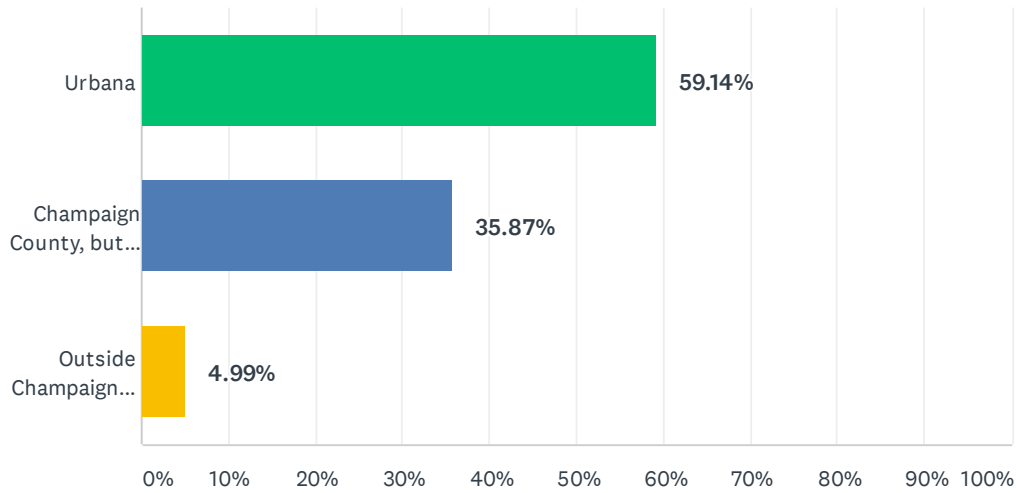


Q1 Where do you reside?

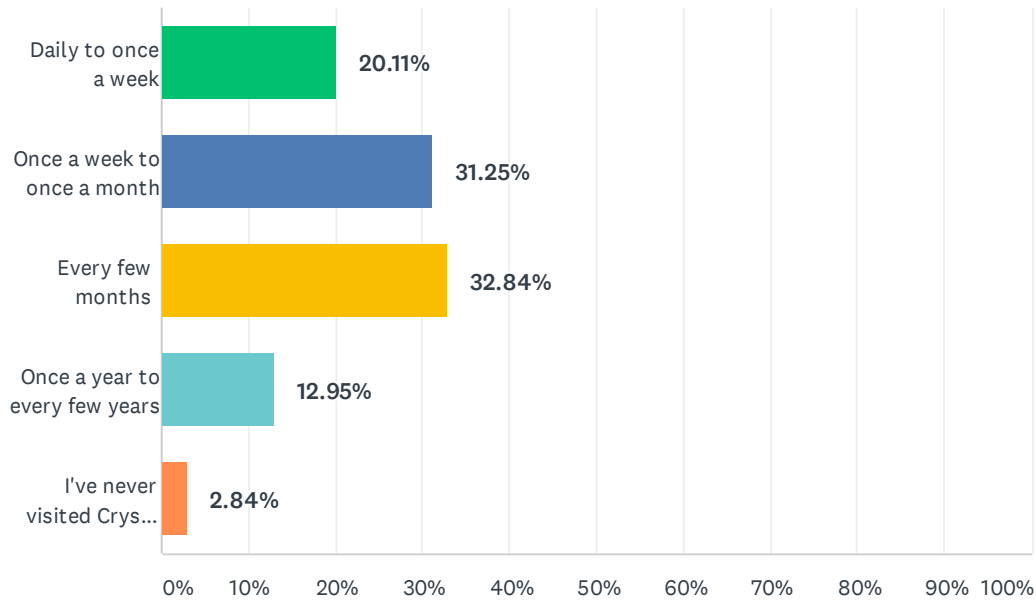
Answered: 881 Skipped: 2



ANSWER CHOICES	RESPONSES	
Urbana	59.14%	521
Champaign County, but outside Urbana	35.87%	316
Outside Champaign County	4.99%	44
TOTAL		881

Q2 On average, how frequently do you visit Crystal Lake Park?

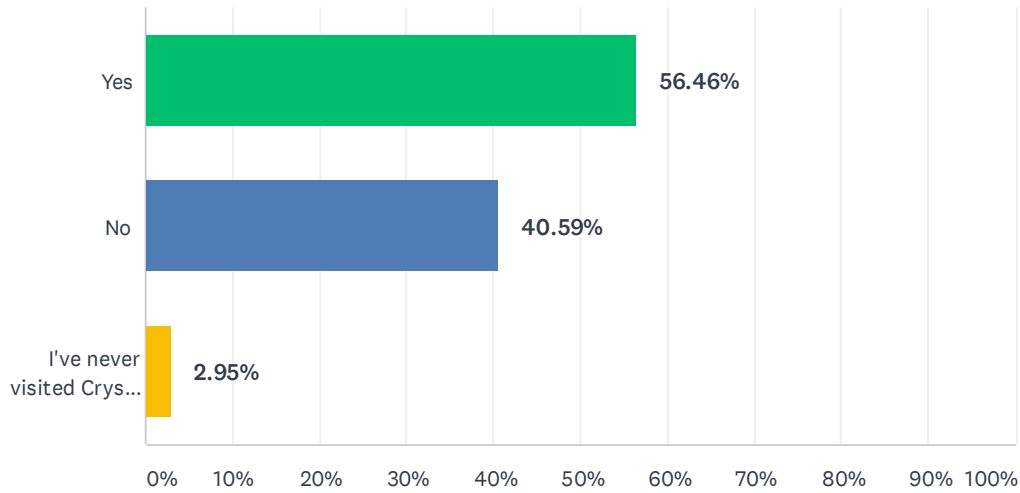
Answered: 880 Skipped: 3



ANSWER CHOICES	RESPONSES	
Daily to once a week	20.11%	177
Once a week to once a month	31.25%	275
Every few months	32.84%	289
Once a year to every few years	12.95%	114
I've never visited Crystal Lake Park	2.84%	25
TOTAL		880

Q3 When you visit Crystal Lake Park, have you observed any concerns/conflicts with geese (ex. goose feces, noise, aggression, water quality, traffic)

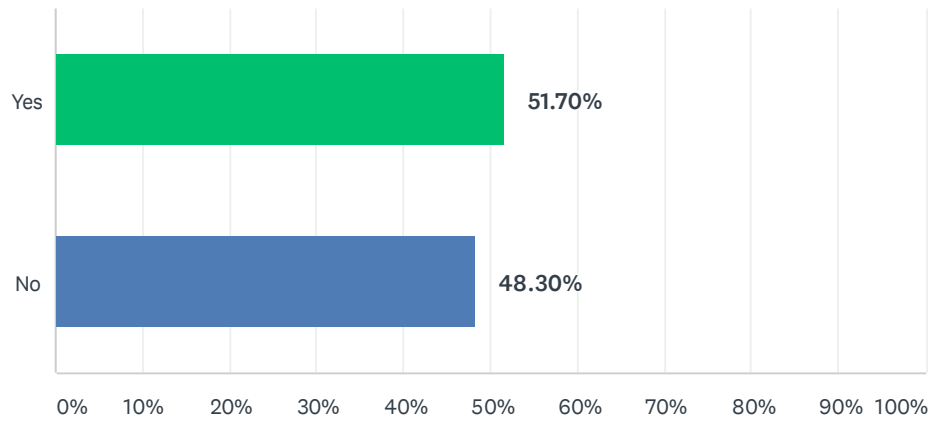
Answered: 882 Skipped: 1



ANSWER CHOICES	RESPONSES	
Yes	56.46%	498
No	40.59%	358
I've never visited Crystal Lake Park	2.95%	26
TOTAL		882

Q4 Have you had concerns/conflicts with geese outside of Crystal Lake Park, but within the Champaign-Urbana-Savoy area?

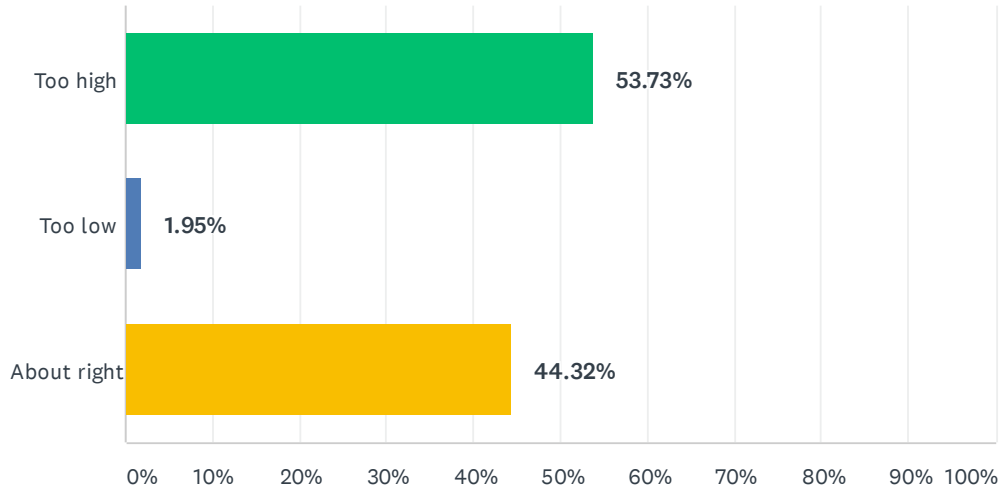
Answered: 882 Skipped: 1



ANSWER CHOICES	RESPONSES	
Yes	51.70%	456
No	48.30%	426
TOTAL		882

Q5 Do you feel the population of geese in Crystal Lake Park is:

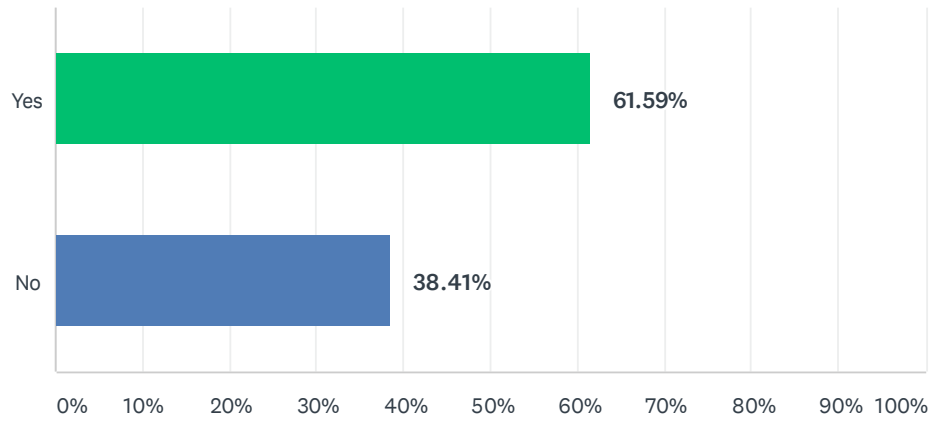
Answered: 871 Skipped: 12



ANSWER CHOICES	RESPONSES	
Too high	53.73%	468
Too low	1.95%	17
About right	44.32%	386
TOTAL		871

Q6 Were you aware of the plans to improve Crystal Lake Park?

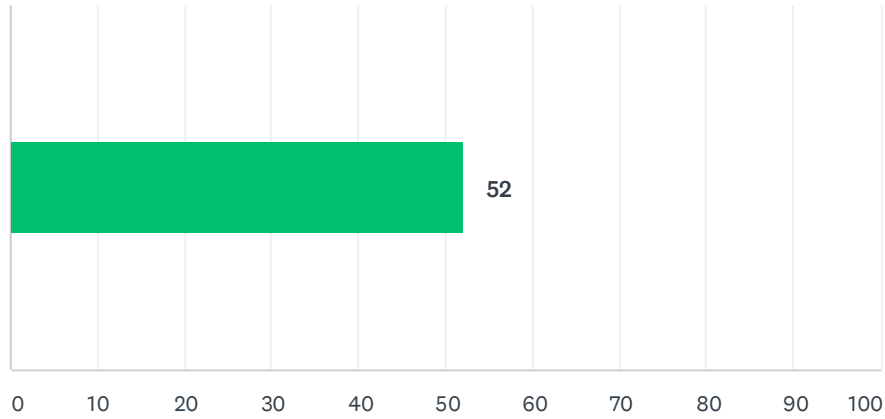
Answered: 880 Skipped: 3



ANSWER CHOICES	RESPONSES	
Yes	61.59%	542
No	38.41%	338
TOTAL		880

Q7 Do you support the Urbana Park District considering a charity harvest at this time?

Answered: 874 Skipped: 9

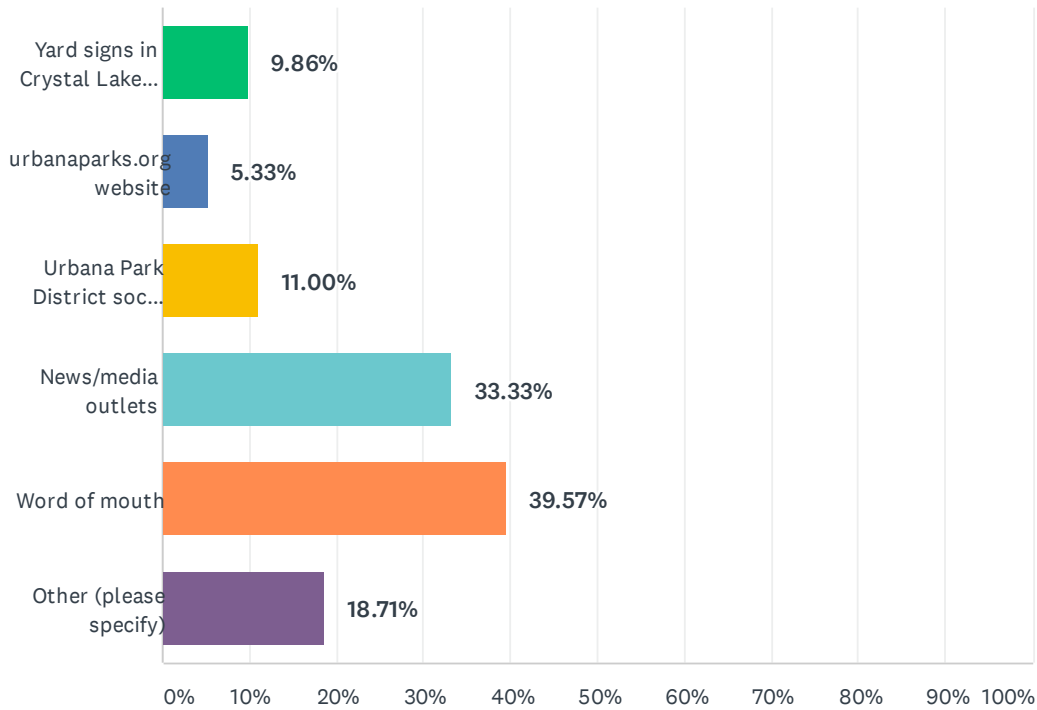


ANSWER CHOICES	AVERAGE NUMBER	TOTAL NUMBER	RESPONSES
	52	45,502	874
Total Respondents: 874			

BASIC STATISTICS					
	MINIMUM	MAXIMUM	MEDIAN	MEAN	STANDARD DEVIATION
	0.00	100.00	62.00	52.06	44.55

Q8 How did you hear about this survey? (check all that apply)

Answered: 882 Skipped: 1



ANSWER CHOICES	RESPONSES	
Yard signs in Crystal Lake Park	9.86%	87
urbanaparks.org website	5.33%	47
Urbana Park District social media	11.00%	97
News/media outlets	33.33%	294
Word of mouth	39.57%	349
Other (please specify)	18.71%	165
Total Respondents: 882		

Q9 Please provide any additional comments or concerns you have:

Answered: 540 Skipped: 343

Q10 If you would like to be included in any future goose management communication, leave your name and email below. (optional)

Answered: 267 Skipped: 616

ANSWER CHOICES	RESPONSES	
Name	100.00%	267
Email address	98.50%	263